


GSA Contract Holder
Contract 47QSWA20D002L

S·A·F·E

STRUCTURE DESIGNS

JOHN 13:7



463-L WITH PATENTED CELS SPEC SHEET

SAFETY & EFFICIENCY THROUGH ERGONOMIC SOLUTIONS

S·A·F·E

STRUCTURE DESIGNS

JOHN 13:7

CUSTOM SAFETY DESIGN, ENGINEERING, & MANUFACTURING**MAIN POINT OF CONTACT:****Johnny Buscema**

President & CEO

727.809.1146

Johnny@SAFE-2.com

COMPANY CONTACT:**S.A.F.E. Structure Designs**

10620 Southern Highlands Pkwy

Ste 110 - 319 Las Vegas, NV

702.209.8811

BUSINESS INFORMATION:**EIN:** 81-2003648**DUNS:** 080213821**CAGE CODE:** 7LQA9**NAICS CODES:**

- 332114
- 332312
- 332322
- 332420
- 333921
- 333923
- 336412
- 336413
- 336999
- 811310

CREDENTIALS:

- ISO 9001:2015 Certified
- GSA Contract Holder
- OSHA/AISC Quality Certified
- P/E (Professional Engineer) Certified

ORGANIZATIONAL SUMMARY

S.A.F.E. Structure Designs is an ISO 9001:2015 Certified global leader in the design, engineering and manufacturing of ergonomic safety-first maintenance stands, phase stands, fall protection platforms, hangar equipment, portable field equipment and specialty tooling. Our goal as an organization is to ensure functional work flows, safe access, and fall protection for maintenance technicians around the world, that's why our custom-line of "SAFETY-FIRST" products are OSHA/ANSI compliant, innovative, and solution-driven. S.A.F.E. Structure Designs can provide custom-built solutions for aviation, marine, railway, heavy equipment and various steel structures & equipment applications.

DIFFERENTIATORS

S.A.F.E. Structure prides itself on providing high-quality ergonomic custom solutions for our customers. We are experts in developing innovative designs centered around safety and efficiency. Studies by technicians worldwide whom are using our products have shown a 75% increase in SAFETY and 50% increase in EFFICIENCY.

WE HANDLE THE DESIGN COSTS

We work closely with our clients to ensure that all project requirements are met or exceeded. If we don't already offer what you're looking for, then our team will consult with you personally to create a design that meets your unique specifications at NO COST YOU!

That's right - our team will design your vision on our dollar, so why not give us a try by inviting us out to your facility?

WHAT'S SPECIAL ABOUT OUR BOEING PRODUCTS?

To inspire the best products on the market, we looked to the pros for help. S.A.F.E. perfected the initial custom Chinook design on a project for Columbia Helicopters. The requirement was to develop a versatile set of stands that could contour around the aircraft in a limited space while providing a safe environment for the mechanic. Years later, S.A.F.E. perfected the design under an awarded contract with the U.S. Army at Fort Hood. S.A.F.E. was one of the first pioneers on the market to develop CH-47 custom products which have now become the most ergonomic equipment available. Columbia Helicopters conducted studies that showed S.A.F.E. Structure Design's maintenance stands and hangar equipment increased their technicians efficiency by 60%, and increased their technicians SAFETY by 85%.

AWARDS & ACCOMPLISHMENTS

- Manufactured Custom Hangar Equipment for the USCG Fleet of Sikorsky MH-60 Jayhawks in Clearwater, FL
- Outfitted the USCG Mobile, AL Sikorsky MH-60 Jayhawks
- Awarded U.S. Army contract to supply custom fall protection platforms and hangar equipment for their fleet of CH-47
- Outfitted Columbia Helicopter's CH-47 Chinook & CH-46 Sea King
- Awarded U.S. Army contract to supply custom maintenance stands and hangar equipment for fleet of Boeing Apache AH-64
- Outfitted Nassau County Police Department's Bell 429

463-L Pallet With Our Patented Cable Enable Loading System (CELS)

S.A.F.E. is the only approved manufacturer in the world for the PATENTED 463-L Pallet with CELS.



PART # SAFE-463L-CELS-A

Description: 463-L Aluminum Pallet with patented CELS

PART # SAFE-463L-CELS-A

Description: 463-L Aluminum Pallet with patented CELS

- Dimensions: 108" W x 88" L x 2.25" H
- Tare Weight: 300 lbs
- Capacity: 10,000 lbs
- Tiedown: 22 D-rings, rated for 7500 lbs in any direction (tested to 11,250 lbs.).



Forklift safely unloads 463-L pallet
Forks kept at safe distance from aircraft

Compatible with existing 463-L Cargo Systems Equipped Aircraft: A-400M, C-5, C-17, C-27J, CH-53, C-40, C-130, C-2, CN-235, CH-47, KC-10, KC-135, KC46, C-390/KC-390, KC-30

463-L Pallet with Patented Cable Enable Loading System (CELS)

S.A.F.E. is the only approved manufacturer in the world for the PATENTED 463-L Pallet with CELS

OVERVIEW

- Addition of conduits passing through the pallet body
- Allows winch cable to pass through the pallet
- Facilitates winch powered loading of all pallets/cargo
- Uses loading block to pull from the back side of the pallet

PURPOSE




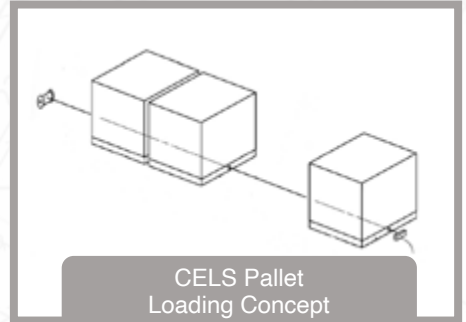
- Decrease loading time per pallet
- Decrease physical demand on crew members
- Decrease potential for injury to crew members
- Limit opportunity for damage to the aircraft

BENEFITS - OPERATIONAL COSTS

- Increased loading efficiency
- Decreased total loading time
- Reduced number of personnel needed for loading
- Decreased blade hours:
 - less time needed on the ground to load pallets
 - increased mission efficiency
 - go to more locations in one shift
 - get to FOBs faster

BENEFITS - SAFETY

- Reduced potential for aviation accidents associated with on/off loading
- Aircraft damage:
 - reduced repair cost
 - reduced aircraft downtime
- Personnel injury
 - reduced medical costs
 - reduced time lost





REPLY TO
ATTENTION OF

DEPARTMENT OF THE ARMY
PROGRAM EXECUTIVE OFFICE, AVIATION
CARGO HELICOPTERS PROJECT OFFICE
5678 HICKS ROAD
REDSTONE ARSENAL AL 35898-5000

SFAE-AV-CH

22 August 2022

MEMORANDUM of RECORD

SUBJECT: CELS System

Background: The Army CH47 helicopter has been utilizing the 463L pallet since the 1980's this aircraft has the ability to load and move 3 inside the airframe with a maximum gross weight of 50,000lbs.


To whom this may concern regarding the CELS System. This system applied an enhancement for use of the 463 L pallet utilized by our CH 47 airframe. The ability to load the pallet on the aircraft rapidly via the cable going through the pallet allowing for versatility and loading enabling faster load times with 1 crewmember. These capabilities were unable to be utilized in the past and required more than 1 personnel depending on the weight of the pallet to assist in loading within the aircraft. This system also allows loading multiple pallets and assist in moving forward to lock in the pallets without using personnel or crew. In the past the crewmember would have to attempt to slide the cable and hook assembly under the pallet which could cause binding on the pallet and floor of the aircraft and was not a preferred method for loading and potentially inducing an unsafe condition to include damage to airframe floor or pallet assembly, this action occurring with rotors turning or not. This modification provides a great enhancement and would be utilized and benefit within the CH47 community and the Army. This system enhancement provides a potential risk mitigation through feeding the cable within the pallet along with avoiding additional personnel for this action. This system also allows the ability for collision avoidance with the forklift or loading device and the aircraft this can serve as a great modification and safety enhancement avoiding both airframe damage and personnel injuries.

Hank Rexing

Hank Rexing


NH-04-346

Fleet Manager, Cargo Helicopters



Our Steps for 100% Customization Guarantees Satisfaction:

- Step 1:** We perform a site visit to measure aircraft.
- Step 2:** We conduct research to find solutions that meet customer needs and expectations.
- Step 3:** We provide design concepts to the customer.
- Step 4:** We redesign concepts based off customer feed back / redlines.
- Step 5:** We fully engineer the platforms using our in house licensed PE's.
- Step 6:** We perform a site visit with our engineers to check the accuracy of the engineered drawings against the actual aircraft and gain customer feedback.
- Step 7:** We finalize our engineered draws and begin manufacturing.
- Step 8:** We commence manufacturing up to powder coating and final assembly stage.
- Step 9:** We perform an onsite test fit to assure proper form, fit, and function.
- Step 10:** We make any necessary modifications to the platform based on onsite test results.
- Step 11:** We complete powder coat and final assembly of the platform.
- Step 12:** We ship the final product to the customer.



MEET THE S.A.F.E. STRUCTURE DESIGNS TEAM:



JOHNNY BUSCEMA
President & CEO
727.809.1146
Johnny@SAFE-2.com



JIM SCHWADER
Military Operations
Account Manager



JON ZIEGLER
Senior Engineer



DONOVAN JUWANO
Lean Manufacturing
& Quality Control



CHARLENE CARABEO
Public Relations



PHIL TIRADO
Logistics Manager



FULVIA SANTONI
Marketing & Account Exec.
702.209.8811
Fulvia@SAFE-2.com



BRY MAGGIO
Administrative
Assistant



GARRY BASS
MIL & OGA Operations
256.631.7330
Garry@SAFE-2.com



TERRY PALMER
Aviation Maintenance
Training
rotorsafety@gmail.com
972.999.6276



MIKE MACALUSO
Graphic Designer
503.893.9641